

APPLICATION:

PRODUCT NAME:

**DOUBLE PEDAL CONTROL VALVE
FLOOR MOUNT**

JOB NAME:

_____ SPECIAL CONFIGURATION
(CHECK BASE MODEL AND OPTIONS)

QUANTITY:

ITEM NO.:

MODEL:

3170

OPTIONS OR MODIFICATIONS:

- SUPPLY LINES (24" OR 36") CIRCLE LENGTH
- OTHER

FEATURES:

- * PEDALS ANODIZED ALUMINUM
- * CYLINDERS CLOSES WITH WATER FLOW
- * POLISHED CHROME

RECOMMENDED SETTINGS

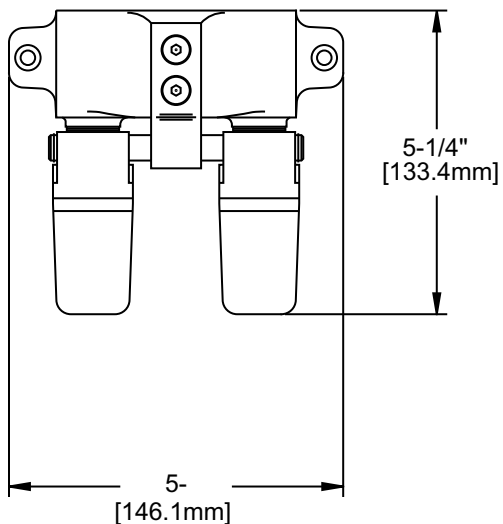
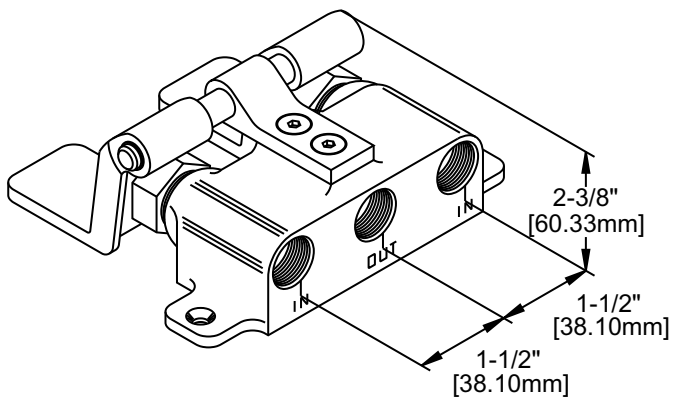
- * 110°F AT 80 PSI

SYSTEM LIMITS

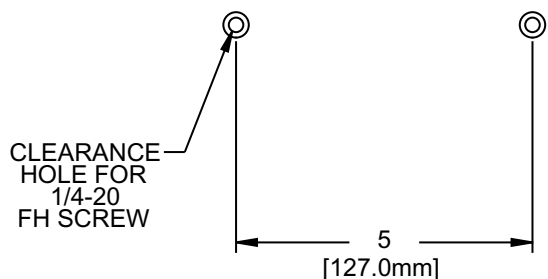
- * TEMP: 40°F MIN. TO 140°F MAX.
- * PRESSURE 200 PSI MAX. STATIC

SHIPPING WEIGHT

- * 3.5 LBS



ROUGH-IN:



ANSI/A112.18.1M

FISHER

FISHER MANUFACTURING COMPANY
TOLL FREE: 800-421-6162 - FAX: 800-832-8238
information@fisher-mfg.com - www.fisher-mfg.com